

Acronis Backup 12.5

Update 4

What's new



Acronis Backup 12.5 Update 4

WITH THE NEW SERVICES AND FEATURES IN VERSION 12.5,
ACRONIS BACKUP IS NOW EVEN MORE:

Easy to use

- Organize, group, and filter devices with comments and keywords you create
- Streamline recovery issue troubleshooting by saving system information on local shares or hard disks
- Perform backups in your native tongue – there are now 25 languages available in the management console
- Onboard new operating systems and hypervisors

Efficient

- Scale up to 8K physical agents per management server
- Improved performance of backup console interface in big environments – 5 seconds to load
- Protect large amounts of data in Acronis Cloud with our Physical Data Shipping service
- Schedule backups without impacting your running systems through the new Performance and backup window
- Convert backups into a set of VM files ready to run on various hypervisors

Secure

- Detect and stop cryptomining malware and enjoy greater security through enhanced anti-ransomware protection
- Achieve safe mass devices registration by using tokens to pass your identity to the management server
- Secure new device registration on AMS by disabling anonymous registration
- Ensure safe unattended installation and agent connection to the Acronis Management Server with SSL-certificate verification

Easy



Grouping of Protected Machines

Organize devices by adding comments to each protected machine on the 'Details' pane then easily group or filter them by keywords.

'Comment' is a new entity which allows convenient search and grouping of devices among all protected systems.

The screenshot displays the Acronis Backup interface. On the left, a sidebar shows the navigation menu with 'OVERVIEW', 'DEVICES', and 'PLANS'. The 'DEVICES' section is expanded, showing 'All devices', 'Machines with agents', and 'Hyper-V'. The main pane, titled 'All devices', shows a table of protected machines. A search bar at the top of the table contains the filter 'comment = 'Backup 1'', and the results show two machines: 'FreeBSD-11.1-RELEASE-am...' and 'WIN-hv-2008r2'. An 'Enter comment' dialog box is open in the foreground, allowing the user to add a comment to the selected machine. The dialog box has a text input field and 'OK' and 'CANCEL' buttons.

Acronis Backup

OVERVIEW

DEVICES

PLANS

All devices

Machines with agents

Hyper-V

ADD

Search

Selected: 1 / Loaded: 8 / Total: 8

Type	Name	Status ↑	Last backup	Next backup
HYPER-V	CentOS-5.11-i386-bin	Not protected	Never	Not scheduled
HYPER-V	FreeBSD-11.1-RELEASE-am...	Not protected	Never	Not scheduled
VM	WIN-hv-2008r2	Not protected	Never	Not scheduled
HYPER-V	Windows 7 x86			
HYPER-V	ubuntu-12.04.5-desktop-a...			
HYPER-V	ubuntu-17.04-server-amd6...			
	Windows Server 2012R2			
	debian-40r9-amd64			

comment = 'Backup 1'

Search

Selected: 1 / Loaded: 2 / Total: 2

Type	Name	Status ↑	Last backup	Next backup
HYPER-V	FreeBSD-11.1-RELEASE-am...	Not protected	Never	Not scheduled
VM	WIN-hv-2008r2	Not protected	Never	Not scheduled

Enter comment

0 / 512 characters

OK

CANCEL

Easier Troubleshooting

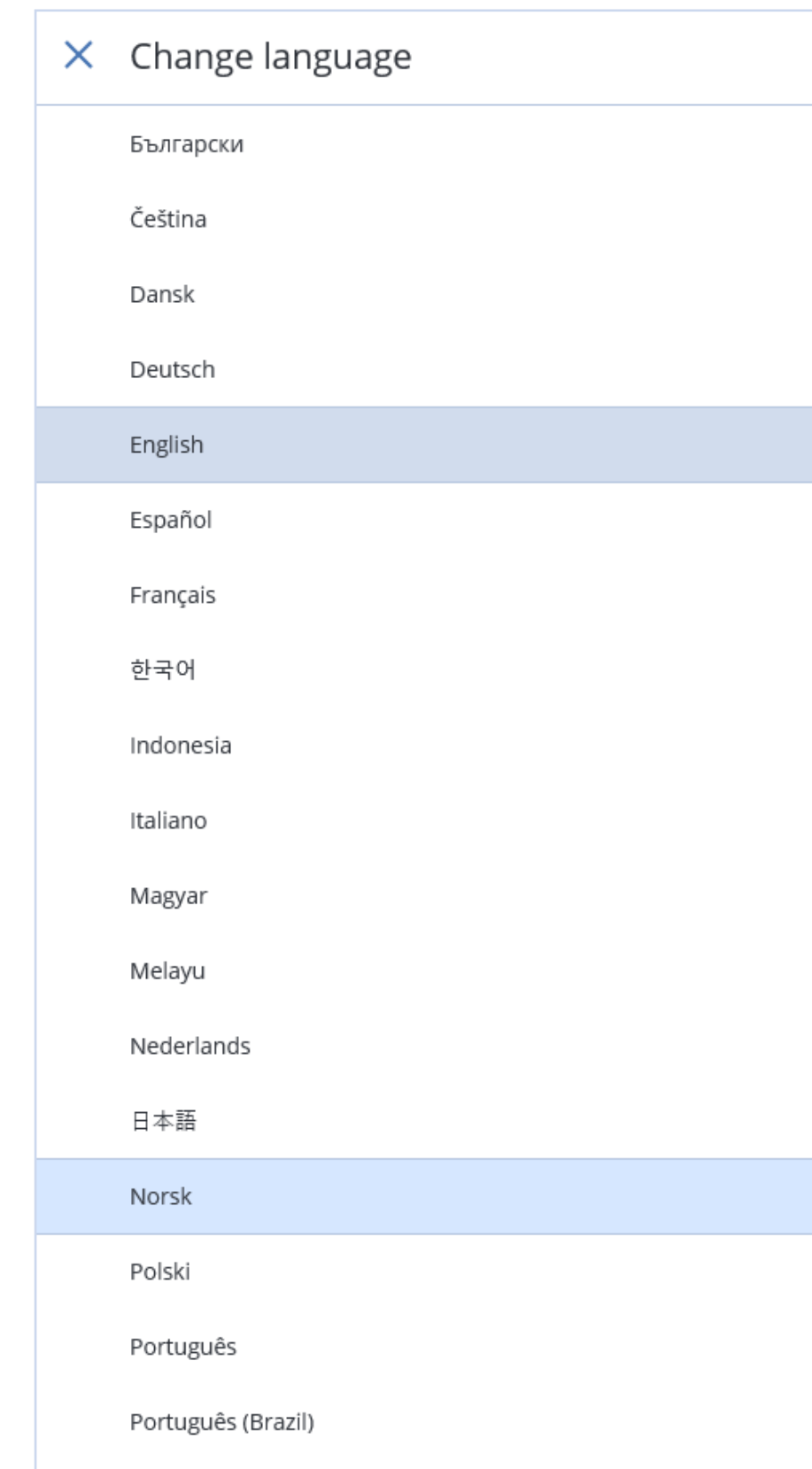

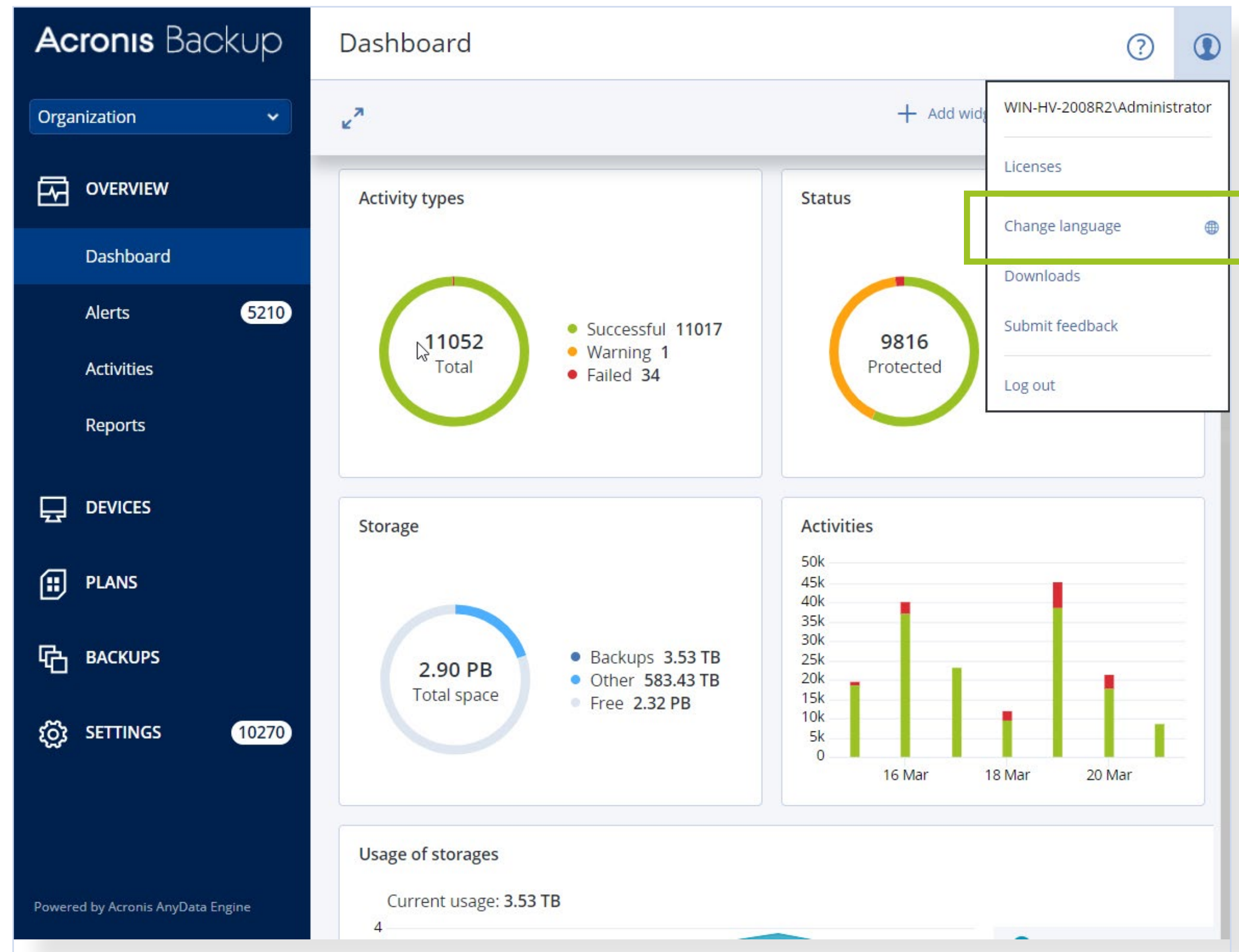
Streamline the work your IT staff needs to do to identify restore problems.

Save system information on a local disk or a network share if a recovery with reboot fails. Specify a folder on the local disk or on a network share where the log, system information, and crash dump files will be saved.



New UI Languages

- Norwegian
- Swedish
- Finnish
- Bulgarian
- Serbian
- Malay
- Indonesian



New Operating Systems and Hypervisors

- Microsoft Exchange Server 2019
- Windows Server 2019 with Hyper-V
- Microsoft Hyper-V Server 2019
- Vmware vSphere 6.7 update 1
- Citrix XenServer 7.6
- RHEL 7.6
- Ubuntu 18.10
- Fedora 25, 26, 27, 28, 29
- Debian 9.5, 9.6
- Windows XP SP1 (x64), SP2 (x64), (x86)



Efficient

The background features a series of overlapping, semi-transparent geometric planes in various shades of blue, purple, and pink, creating a 3D effect. A thin white line starts from the bottom left and extends diagonally upwards towards the center of the image.

Greater Scalability

Grow without limits and save infrastructure resources with an increased number of devices managed by a single management server – up to 8,000 agents each.

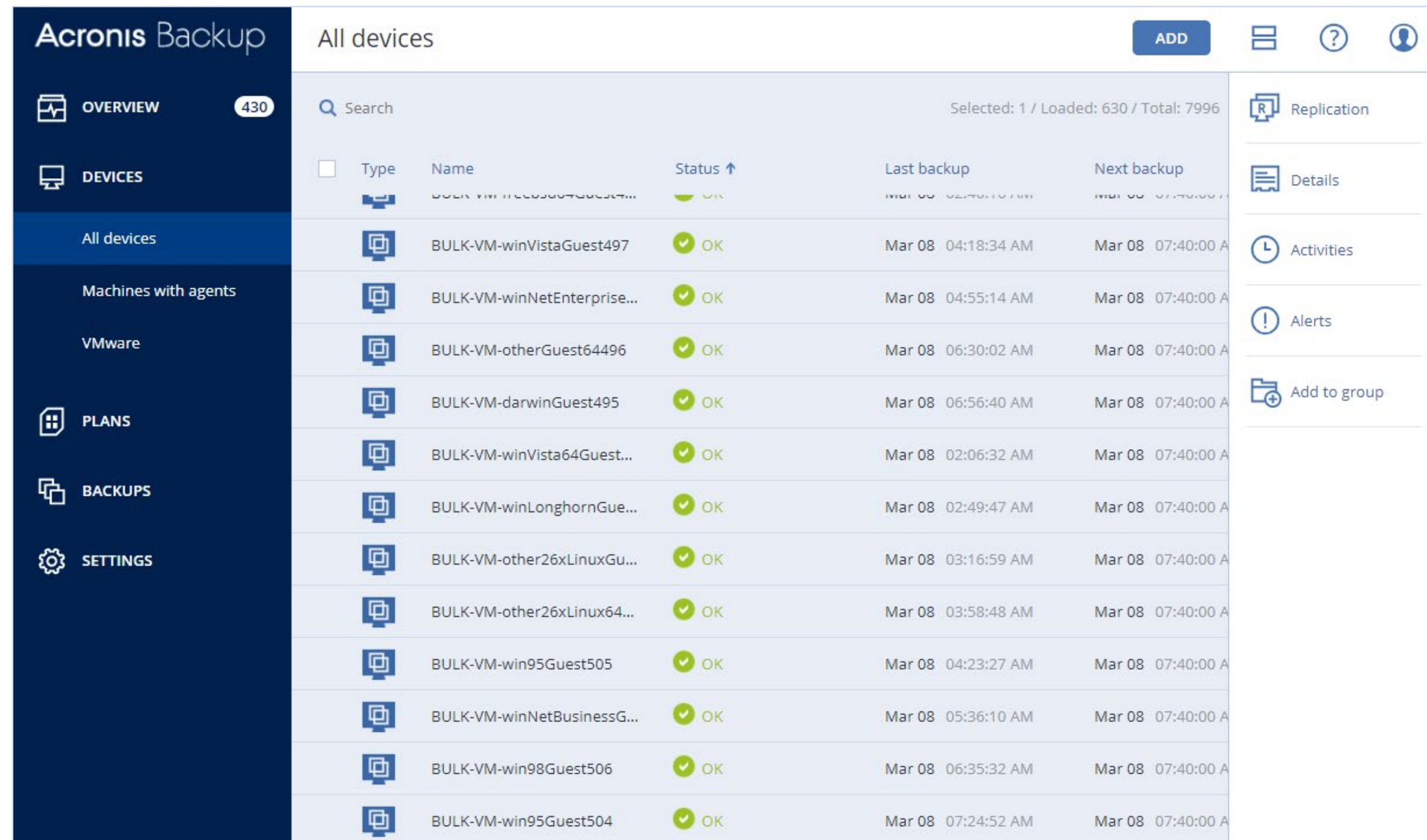
The backup console now features faster load times for big environments – just 5 seconds to start working.

8,000

agents managed
by a single
management
server

5

seconds to start
working



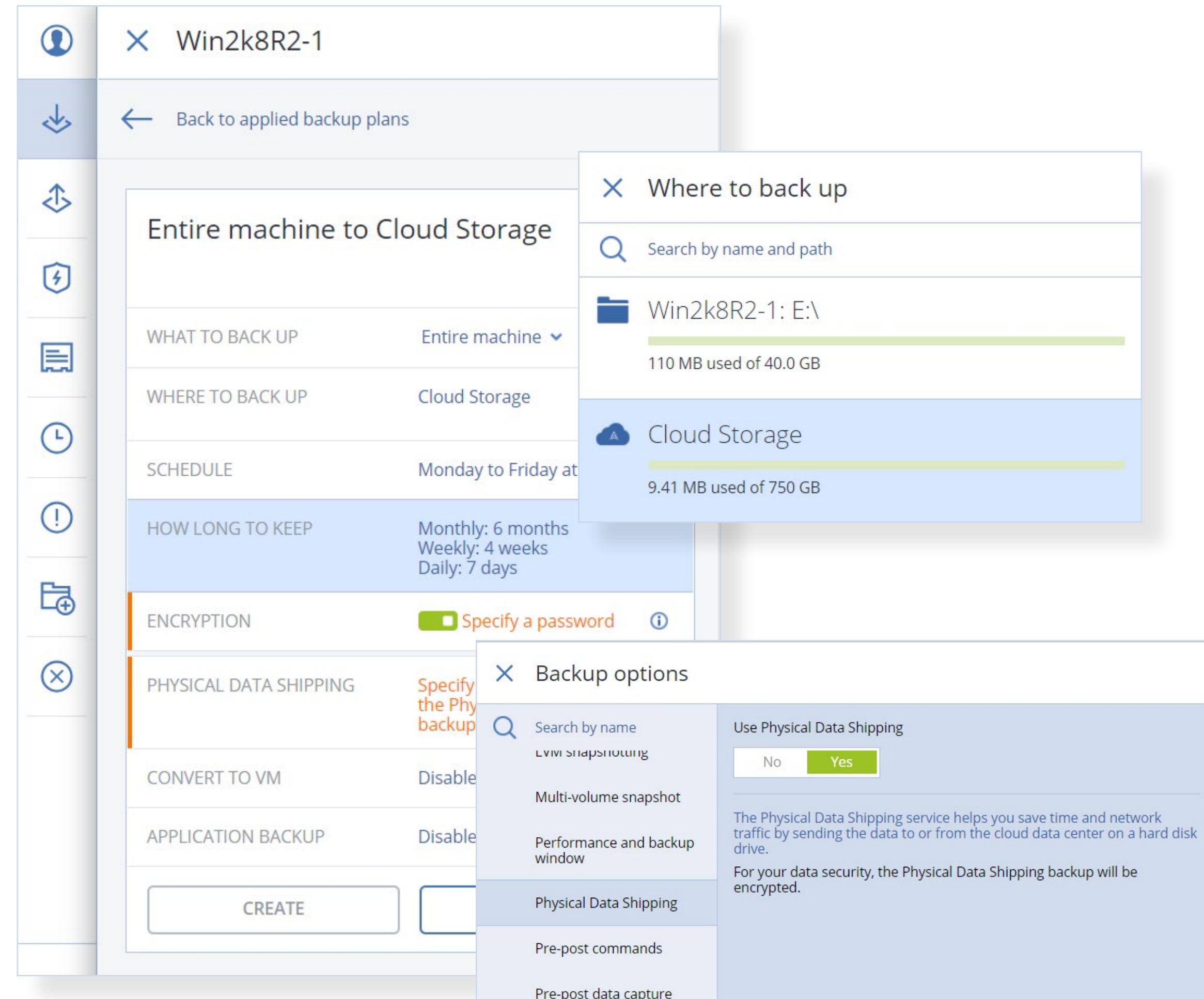
The screenshot displays the Acronis Backup management console. On the left is a dark blue sidebar with navigation options: OVERVIEW (430), DEVICES, All devices (selected), Machines with agents, VMware, PLANS, BACKUPS, and SETTINGS. The main area is titled 'All devices' and shows a table of managed devices. At the top right of the table area are buttons for 'ADD', a list icon, a help icon, and a user icon. Below the title bar, there's a search bar and a status summary: 'Selected: 1 / Loaded: 630 / Total: 7996'. The table has columns for 'Type', 'Name', 'Status', 'Last backup', and 'Next backup'. The 'Status' column shows green checkmarks and 'OK' for all listed devices. The 'Last backup' and 'Next backup' columns show dates and times. On the right side of the console, there's a vertical menu with icons and labels for 'Replication', 'Details', 'Activities', 'Alerts', and 'Add to group'.

Type	Name	Status	Last backup	Next backup
BULK-VM-winVistaGuest497	BULK-VM-winVistaGuest497	OK	Mar 08 04:18:34 AM	Mar 08 07:40:00 A
BULK-VM-winNetEnterprise...	BULK-VM-winNetEnterprise...	OK	Mar 08 04:55:14 AM	Mar 08 07:40:00 A
BULK-VM-otherGuest64496	BULK-VM-otherGuest64496	OK	Mar 08 06:30:02 AM	Mar 08 07:40:00 A
BULK-VM-darwinGuest495	BULK-VM-darwinGuest495	OK	Mar 08 06:56:40 AM	Mar 08 07:40:00 A
BULK-VM-winVista64Guest...	BULK-VM-winVista64Guest...	OK	Mar 08 02:06:32 AM	Mar 08 07:40:00 A
BULK-VM-winLonghornGue...	BULK-VM-winLonghornGue...	OK	Mar 08 02:49:47 AM	Mar 08 07:40:00 A
BULK-VM-other26xLinuxGu...	BULK-VM-other26xLinuxGu...	OK	Mar 08 03:16:59 AM	Mar 08 07:40:00 A
BULK-VM-other26xLinux64...	BULK-VM-other26xLinux64...	OK	Mar 08 03:58:48 AM	Mar 08 07:40:00 A
BULK-VM-win95Guest505	BULK-VM-win95Guest505	OK	Mar 08 04:23:27 AM	Mar 08 07:40:00 A
BULK-VM-winNetBusinessG...	BULK-VM-winNetBusinessG...	OK	Mar 08 05:36:10 AM	Mar 08 07:40:00 A
BULK-VM-win98Guest506	BULK-VM-win98Guest506	OK	Mar 08 06:35:32 AM	Mar 08 07:40:00 A
BULK-VM-win95Guest504	BULK-VM-win95Guest504	OK	Mar 08 07:24:52 AM	Mar 08 07:40:00 A

Physical Data Shipping

Perform initial seeding faster by saving the initial full backup to a hard drive on customer premises and shipping it to an Acronis data center.

- Enable cloud backup for slow networks
- Create a shipping order easily
- Track order statuses
- Be sure no one gets access to your data



New Backup Window

Set up backup window settings easily and minimize impact on running systems via 'Performance and backup window':

- 1 Set up preferable backup timeframe
- 2 Define the priority of the backup process in the operating system
- 3 Limit the output speed during backup

Backup options

Search by name

Email notifications

Error handling

Fast incremental/differential backup

File filters

LVM snapshotting

Multi-volume snapshot

Performance and backup window

Pre-post commands

Pre-post data capture commands

SAN hardware snapshots

Scheduling

Sector-by-sector backup

Customize performance and backup window settings

No Yes

00 03 06 09 12 15 18 21 24

Sun

Mon

Tue

Wed

Thu

Fri

Sat

CPU priority Low

Output speed - 100 + %

CPU priority Low

1

2

3

Cross-platform Conversion

Ensure zero downtime by converting your system into set of VM files (VHDX, VMDK formats ready) applicable to run on the most popular hypervisors:

- VMware Workstation
- Microsoft Hyper-V

Acronis Backup

OVERVIEW

DEVICES

All devices

Machines with agents

Hyper-V

PLANS

BACKUPS

SETTINGS

All devices

ADD

Selected: 1 / Loaded: 8 / Total: 8

Backup

Recovery

Active Protection

Details

Type	Name	Status	Last backup	Next b
HYPER-V	CentOS-5.11-i386-bin	Not protected	Never	Not sc
HYPER-V	FreeBSD-11.1-RELEASE-am...	Not protected	Never	Not sc
VM	WIN-hv-2008r2	Not protected	Never	Not sc
HYPER-V	Windows 7 x86	Not protecte		
HYPER-V	ubuntu-12.04.5-desktop-a...	Not protecte		
HYPER-V	ubuntu-17.04-server-amd6...	Not protecte		
HYPER-V	Windows Server 2012R2	OK		
HYPER-V	debian-40r9-amd64	OK		

Convert to VM

CONVERSION

On

CONVERT TO

VMware ESXi

HOST

VMware ESXi

Microsoft Hyper-V

VMware Workstation

VHDX files



Secure

The background features a series of overlapping, semi-transparent geometric planes in various shades of blue, purple, and pink, creating a 3D effect. A thin white line starts from the bottom left and extends diagonally upwards towards the center of the image.

Acronis Active Protection

Network Shares and Removable Devices Are Now Also Protected

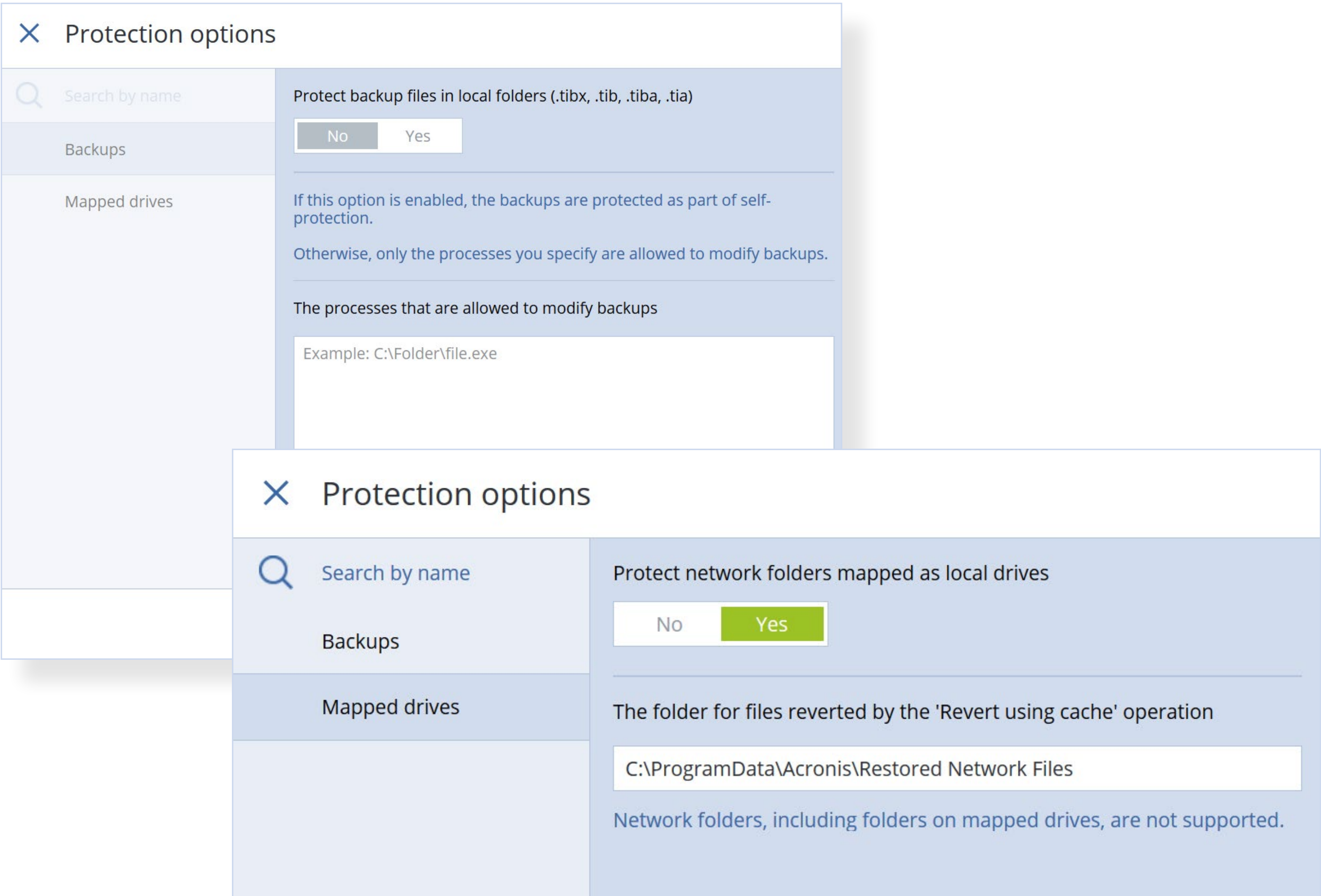
- NFS and CIFS (SMB) network shares
- External drives and removable devices

Smarter Self-Protection

- Ability to exclude processes/add exception for modifying backup files

Illicit Mining Protection

- AI- and ML-based architecture detects potential cryptomining malware on the user's PC and stops it, preserving resources and network traffic



Mass Devices Registration

Ensure greater security with registration tokens.
Instead of registering machines with logins and passwords during unattended installation – use tokens to pass your identity to the management server.

Generate registration token

Token lifetime (1 min to 12 months)

-

3


+

Day(s)

Registration for: root

Generated token:

COPY



Add devices

VMware ESXi

Hyper-V

KVM

RHEV

Citrix XenServer

Nutanix AHV

Oracle VM

Application-aware backup of VMware ESXi virtual machines is included.

APPLICATIONS

Microsoft SQL Server

Microsoft Exchange Server

Microsoft Active Directory

Microsoft Office 365

REGISTRATION TOKEN

Use the token instead of your user name and password when configuring automated deployment of agents.

GENERATE

MANAGE ACTIVE TOKENS

Secure Devices Management

Disable anonymous registration on the management server so that the valid user name and password of a management server administrator are always required for a device registration.

Use simple commands to enforce management server SSL-certificate verification during unattended installation on Windows or Linux machines.



Security Audit

The fall 2018 Acronis conducted external security audit for Acronis Backup 12.5 Update 3 to identify functionality exposed by the application and underlying components that may be vulnerable to internal or external security threats.

The remediation validation was done November 2018. All findings reported during the audit were included into Acronis Backup 12.5 Update 4.

With the report nVisium confirms the quality and security of Acronis Backup.


www.nvisium.com




Enhanced Enterprise Capabilities

The background features a series of overlapping, semi-transparent geometric planes in shades of deep blue and purple, creating a 3D effect. A thin white line starts from the bottom left and extends diagonally upwards, ending near the center of the composition.

Key Features To Meet Enterprise Needs



Scalability up to
8K physical agents per one
management server



Easy cross-platform
conversion



New Performance
and backup window



Mass devices registration
with token



Physical Data Shipping service
to secure Acronis Cloud Storage



Easy grouping
of protected machines

Acronis

For additional information, please visit www.acronis.com

Copyright © 2002-2019 Acronis International GmbH. All rights reserved. Acronis and the Acronis logo are trademarks of Acronis International GmbH in the United States and/ or other countries. All other trademarks or registered trademarks are the property of their respective owners. Technical changes and Differences from the illustrations are reserved; errors are excepted. 2019-03